
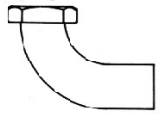







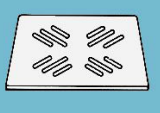
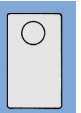

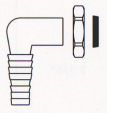
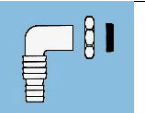

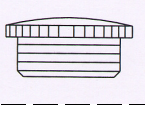
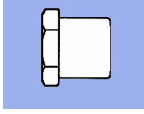
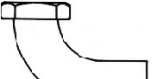
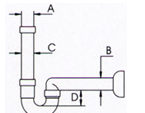


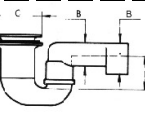

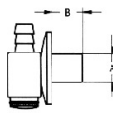
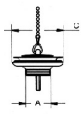



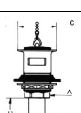



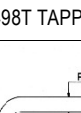
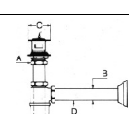


Listino di Vendita

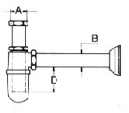
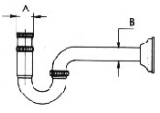
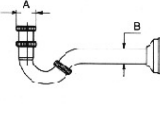
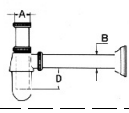
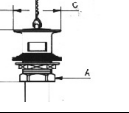


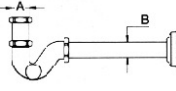

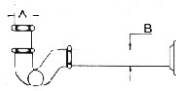


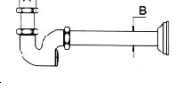


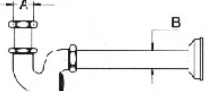
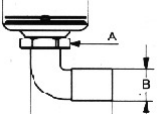

GHIDINI

Codice	Descrizione	€	Codice	Descrizione	€
					
000345	115 SIF.INC.LAVATRICE PEHD USC.40 ABS BCO	€ 15,18	000361	1858 1" DADO+CODOLO CURVO	€ 6,28
072100	115 SIF.INC.LAVATRICE PEHD USC.40 PIAST.INOX	€ 15,79	000362	1858 1"1/4 DADO+CODOLO CURVO	€ 6,86
088315	115 SIF.INC.LAVATRICE PEHD USC.40/50 ABS BCO	€ 15,45	000363	1858 1"1/2 DADO+CODOLO CURVO	€ 8,81
					
064762	120 SIFONE PER SCARICO CONDENZA ESTERNO	€ 9,85	000365	1859 1" DADO+CODOLO DIRITTO MM.75	€ 2,99
			000366	1859 1"1/4 DADO+CODOLO DIRITTO MM.75	€ 4,40
064763	121 SIFONE SCARICO CONDENZA A INCASSO	€ 10,54	000367	1859 1"1/2 DADO+CODOLO DIRITTO MM.75	€ 5,67
					
142868	1625 D.40 CM.23 CURVA FIL.IN PP/GHIERA 11/2	€ 4,44	000369	2000 CESTELLO CROMATO C/OR X 623,360,365	€ 8,40
					
142869	1726 D.90 GRIGLIA E IMBUTO X ART.720 S/BORDO	€ 14,68	000370	2351 GABBIETTA X PILETTONE SIFOIDE OTT/BRASS	€ 6,62
					
207586	1730 GRIGLIA INOX PER SIF.PAVIM. X ART.371	€ 12,58	112419	2360 PIASTRA X ART.115 SIFONE LAVATRICE ABS	€ 4,44
					
207585	1732 FLANGIA BN C/OR 140X140 X ART.371	€ 9,40	096936	2364 RACCORDO COMPLETO 1"X SIFONE LAVATRICE	€ 3,22
142870	1732 140X140 FLANGIA BIANCA C/OR X ART.372	€ 9,40			
			181154	2364S TAPPO ISPEZIONE PER LAVATR. C/GUARN. 1"	€ 0,84
000371	1835 GRIGLIA ASPORTABILE ACC.INOX	€ 1,52			
			142871	2390 D.28 TAPPI ISPEZ.X SIF.551-1"552-11/4"	€ 1,49
136090	1857 RACC. PP FEMMINA 1"1/4 MASCHIO 40MM	€ 2,04	142872	2390 D.32 TAPPI ISP.X SIF541,551,11/4-539-549	€ 1,49
					
			029373	340 1"1/4-1" SIFONE "TIPO" X LAVABO	€ 10,83

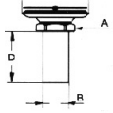
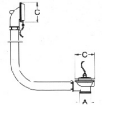

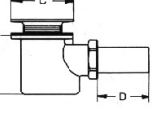

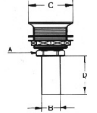
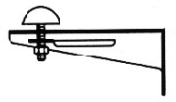

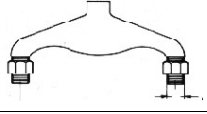
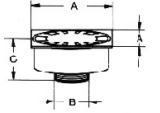
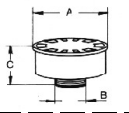
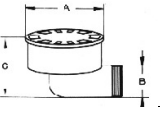
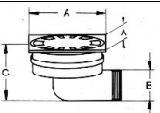



Codice	Descrizione	€	Codice	Descrizione	€
	029374 350 1"1/4-1" SIFONE "TIPO" X BIDET	€ 10,83		000293 390 1"1/2 SIFONE VASCA SNODATO PEHD DADO OTT.	€ 15,18
	029375 360 40/50 D.70 PILETTA DOCCIA+SIF.SNODATO	€ 26,67	000292 390 1"1/4 SIFONE VASCA SNODATO PEHD DADO OTT.	€ 15,11	
	029376 360 40/50 D.80 PILETTA DOCCIA+SIF.SNODATO	€ 26,67		028147 422 D.32 SIFONE LAVATRICE EST.MOD.RAPIDO	€ 18,92
	142874 362 PILETTA DOCCIA CON SIFONE GRIGLIA INOX	€ 18,53		026934 465 1" D.65 PILETTA SIMPLEX S/DADO-COD	€ 8,67
	054552 367 1"1/2 PIL.DOCCIA C/SIF.SNOD.PP D.80	€ 26,28	026387 465 1"1/4 D.65 PILETTA SIMPLEX S/DADO-COD	€ 9,17	
	072930 369 PILETTA DOCCIA SIFON.D90 USCITA ORIENTAB.	€ 33,51	028148 465 1"1/4 D.80 PILETTA SIMPLEX S/DADO-COD	€ 9,83	
	056541 371 140X140 POZZETTO PAV.SIF.MM.50 PEHD	€ 39,18	028254 465 1"1/2 D.80 PILETTA SIMPLEX S/DADO-COD	€ 9,98	
	070130 372 140X140 POZZETTO PAV.SIF.MM.50 PEHD LISCI	€ 36,96		028255 480 1 1/4 PILETT.SIF C/TP LAVELLO S/D E CODULO	€ 24,83
	142875 378 100X100 PILET. PAVIM. PEHD SCAR.DR. D.40	€ 29,91		170783 480 1 1/4 PILETT.SIF S/TP LAVELLO S/D E CODULO	€ 24,83
	142876 379 100X100 PILETTA PAVIM. PEHD C/SIF.FISSO	€ 34,83		067891 490 SIFONE X LAVABO MOD. SOFIA 1"1/4	€ 93,98
	062633 389 1"1/2 SIFONE VASCA PEHD D.40/50	€ 13,35		151967 496 PILETTA PER LAVABO/BIDET 1"1/4	€ 63,80
				237559 498T TAPPO PER PILETTA 496	€ 26,49
				000302 501 1" SIFONE ECCENTR.S/PIL.LAVABO	€ 36,99
				000303 501 1 1/4 SIFONE ECCENTR.S/PIL.LAVABO	€ 46,82
				000304 510 1" SIFONE BOTTIGLIA	€ 41,30
				000305 510 1"1/4 SIFONE BOTTIGLIA	€ 56,12



Codice	Descrizione	€	Codice	Descrizione	€
					
000306	515 1" SIFONE BOTTIGLIA S/PILETT	€ 30,31	000327	560 1 1/4 CROM.SIFONE COLONNA LAVABO	€ 27,75
000307	515 1 1/4 SIFONE BOTTIGLIA S/PILETT	€ 41,81			
			062636	563 1 1/4 CROM.SIFONE IN TUBO X BIDET	€ 29,42
026383	529 1" SIFONE BOTTIGLIA CONCORD S/PIL.25CM	€ 19,08			
026384	529 1 1/4 SIFONE BOTTIGLIA CONCORD S/PIL.25CM	€ 25,78	000314	565 1" PILETTA LAVABO C/TROPPOPIENO	€ 11,50
072102	529 1 1/2 SIFONE BOTTIGLIA CONCORD S/PIL.25CM	€ 38,72	000315	565 1 1/4 PILETTA LAVABO C/TROPPOPIENO	€ 14,84
					
047021	539 1 1/4 CROM. SIF.BIDET S/PIL.MOD."2000"	€ 19,81	099320	566 PILET.C/TAPPO PRESS.1"1/4 C/TROP. H.75 MM	€ 27,88
			099321	567 PILET.C/TAPPO PRESS.1"1/4 S/TROP. H.75 MM	€ 27,88
000322	540 1" SIFONE A "S" S/PIL.	€ 30,31			
000323	540 1 1/4 SIFONE A "S" S/PIL.	€ 41,81	099322	568 PILETTA ART.GOLF SCARICO LIB.1"1/4 H.75	€ 30,13
			099323	568 PILETTA ART.GOLF SCARICO LIB.1"1/4 H.100	€ 30,13
000324	541 1" CROM. SIFONE CONCORD BIDET S/P 25 CM	€ 19,08			
			000317	570 1" PILETTA LAVABO S/TROPPOPIENO	€ 11,50
047022	549 1 1/4 CROM. SIF.LAVABO S/PIL.MOD."2000"	€ 19,81	000318	570 1 1/4 PILETTA LAVABO S/TROPPOPIENO	€ 14,84
					
000310	550 1" CROMO SIF.LAVAB.COLONNA S/P	€ 30,31	086092	575 1 1/4 PILETTA LAVABO SCARICO LIBERO	€ 25,00
000311	550 1 1/4 CROMO SIF.LAVAB.COLONNA S/P	€ 41,81			
			142877	580S 1"1/4X32 RACCORDO 90° CR CON 2 GHIERE	€ 14,84
000312	551 1" CROM. SIFONE CONCORD LAVAB.S/P 25CM	€ 19,08			
			093078	605 1 1/4 PILETTA X DOCCIA S/DADO S/CODULO	€ 8,33
071913	554 1 1/4 CROM.SIFONE MOLECOLA S/PIL.T/25 CM.	€ 44,81	033103	605 1 1/4 PILETTA P.DOCC.S/DADO-COD.D.80	€ 8,33
			062631	605 1 1/2 PILETTA P.DOCC.C/DADO-COD.D.80	€ 19,26



Codice	Descrizione	€	Codice	Descrizione	€
					
000334	610 1" D.65 PILETTA DOCCIA CODOLO DIRIT	€ 9,83	000329	760 1"1/2 PILETTA VASCA S/SIFONE	€ 28,32
000335	610 11/4 D.80 PILETTA DOCCIA CODOLO DIRIT	€ 12,85			
000336	610 11/2 D.80 PILETTA DOCCIA CODOLO DIRIT	€ 16,06	000290	821 1" PROLUNGA X SIFONE LAVATRICE	€ 13,00
			000291	821 11/4 PROLUNGA X SIFONE LAVATRICE	€ 14,84
000337	623 70 CROM. PILETTA SIFOIDE P.DOCC+DADO+COD	€ 41,74			
160689	623 PILETTA SIFOIDE P.DOCCIA S/CODOLO 70X70	€ 37,24	028252	824 1"1/2X1"1/4 RIDUZIONE OTTONE	€ 7,57
000338	623 80 CROM.PILETTA SIFOIDE P.DOCC S/CODOLO	€ 37,24	028253	824 1"1/4X1" RIDUZIONE OTTONE	€ 7,42
					
000343	630 1" PILETTA SIFOIDE X P.DOCC S/DADO E C	€ 16,89	000368	860 COPPIA MENSOLE OTTONE X LAVABO TIPO LUSO	€ 23,18
000344	630 1"1/4 PILETTA SIFOIDE X P.DOCC S/DADO E C	€ 20,23			
			092361	2370 GUARNIZIONE X BICCHIERE 1"	€ 0,55
000346	636 1/2 PONTE DOCCIA PESANTE	€ 25,15	092362	2370 GUARNIZIONE X BICCHIERE 1"1/4	€ 0,61
					
000353	650P 100X100 PILETT.QUADRO SC/DIRIT.	€ 36,99			
					
000354	652P 100 PILETTONE TONDO SC/DIRIT.	€ 34,01			
					
000355	653P 100 PILETTONE TONDO SC/CURVO	€ 40,81			
					
000356	654P 100X100 PILETT.QUADRO SC/CURVO	€ 50,79			
000357	654P 150X150 PILETT.QUADRO SC/CURVO	€ 88,28			
					
062632	750 1"1/4 PILETTA VASCA C/SIFONE A "S"	€ 47,98			