
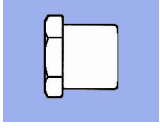
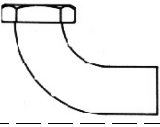



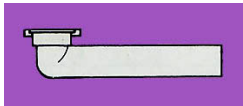




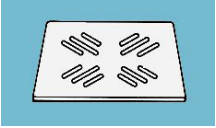
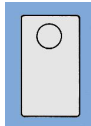
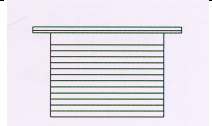
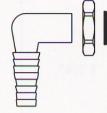
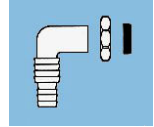

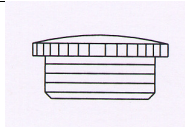


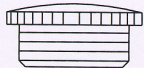

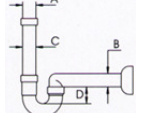

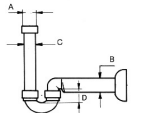
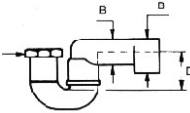
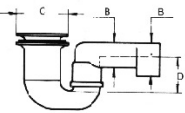
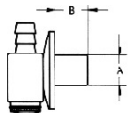

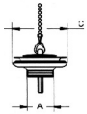
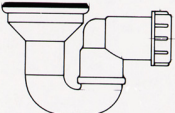

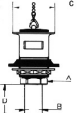








Listino di Vendita


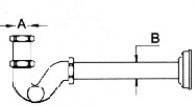

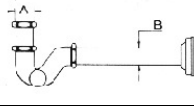


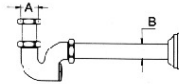
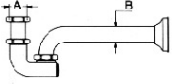
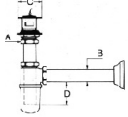
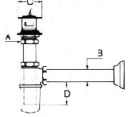
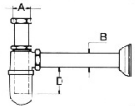
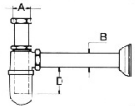


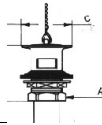
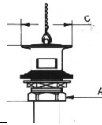
GHIDINI

Codice	Descrizione	€	Codice	Descrizione	€
					
000345	115 SIF.INC.LAVATRICE PEHD USC.40 ABS BCO	€ 15,48	136090	1857 RACC. PP FEMMINA 1"1/4 MASCHIO 40MM	€ 2,83
072100	115 SIF.INC.LAVATRICE PEHD USC.40 PIAST.INOX	€ 16,10			
088315	115 SIF.INC.LAVATRICE PEHD USC.40/50 ABS BCO	€ 15,75	000361	1858 1" DADO+CODOLO CURVO	€ 9,82
			000362	1858 1"1/4 DADO+CODOLO CURVO	€ 10,71
064762	120 SIFONE PER SCARICO CONDENSA ESTERNO	€ 13,71	000363	1858 1"1/2 DADO+CODOLO CURVO	€ 13,78
					
064763	121 SIFONE SCARICO CONDENSA A INCASSO	€ 14,69	000365	1859 1" DADO+CODOLO DIRITTO MM.75	€ 4,67
			000366	1859 1"1/4 DADO+CODOLO DIRITTO MM.75	€ 6,90
142868	1625 D.40 CM.23 CURVA FIL.IN PP/GHIERA 11/2	€ 6,17	000367	1859 1"1/2 DADO+CODOLO DIRITTO MM.75	€ 8,87
					
181086	1705 CESTELLO ASPORTABILE X ART. 333-334	€ 23,32	000369	2000 CESTELLO CROMATO C/OR X 623,360,365	€ 13,65
					
142869	1726 D.90 GRIGLIA E IMBUTO X ART.720 S/BORDO	€ 22,94	336491	2351 GABBIETTA X PILETTONE SIFOIDE ACC.INOX	€ 7,85
					
207586	1730 GRIGLIA INOX PER SIF.PAVIM. X ART.371	€ 19,69	112419	2360 PIASTRA X ART.115 SIFONE LAVATRICE ABS	€ 6,17
					
207585	1732 FLANGIA BN C/OR 140X140 X ART.371	€ 13,09	096936	2364 RACCORDO COMPLETO 1"X SIFONE LAVATRICE	€ 4,49
142870	1732 140X140 FLANGIA BIANCA C/OR X ART.372	€ 12,23			
			181154	2364S TAPPO ISPEZIONE PER LAVATR. C/GUARN. 1"	€ 1,17
000371	1835 GRIGLIA ASPORTABILE ACC.INOX	€ 2,39			
			142871	2390 D.28 TAPPI ISPEZ.X SIF.551-1"552-11/4"	€ 2,32


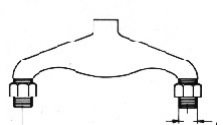
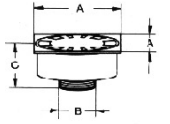

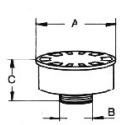
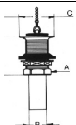
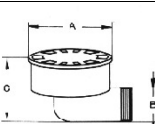
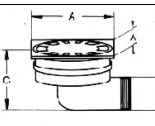



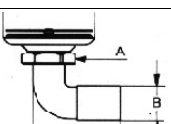
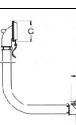

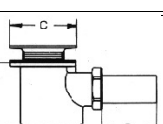
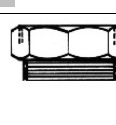
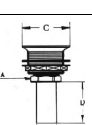


Codice	Descrizione	€	Codice	Descrizione	€
					
142872	2390 D.32 TAPPI ISP.X SIF541,551,11/4-539-549	€ 2,32	142876	379 100X100 PILETTA PAVIM. PEHD C/SIF.FISSO	€ 48,49
					
029373	340 1"1/4-1" SIFONE "TIPO" X LAVABO PLASTICA	€ 12,34	062633	389 1"1/2 SIFONE VASCA PEHD D.40/50	€ 18,60
					
029374	350 1"1/4-1" SIFONE "TIPO" X BIDET PLASTICA	€ 12,34	000293	390 1"1/2 SIFONE VASCA SNODATO PEHD DADO OTT.	€ 21,13
			000292	390 1"1/4 SIFONE VASCA SNODATO PEHD DADO OTT.	€ 21,02
029375	360 40/50 D.70 PILETTA DOCCIA+SIF.SNODATO	€ 37,12			
029376	360 40/50 D.80 PILETTA DOCCIA+SIF.SNODATO	€ 37,12	028147	422 D.32 SIFONE LAVATRICE EST.MOD.RAPIDO	€ 29,60
					
142874	362 PILETTA DOCCIA CON SIFONE GRIGLIA INOX	€ 25,79	026934	465 1" D.65 PILETTA SIMPLEX S/DADO-COD	€ 13,56
			026387	465 1"1/4 D.65 PILETTA SIMPLEX S/DADO-COD	€ 14,31
054552	367 1"1/2 PIL.DOCCIA C/SIF.SNOD.PP D.80	€ 36,57	028148	465 1"1/4 D.80 PILETTA SIMPLEX S/DADO-COD	€ 15,38
			028254	465 1"1/2 D.80 PILETTA SIMPLEX S/DADO-COD	€ 15,63
072930	369 PILETTA DOCCIA SIFON.D90 USCITA ORIENTAB.	€ 34,16			
			028255	480 11/4 PILETT.SIF C/TP LAVELLO S/D E CODULO	€ 38,80
056541	371 140X140 POZZET.PAV.PEHD C/VALV.NON RIT.	€ 54,55	170783	480 11/4 PILETT.SIF S/TP LAVELLO S/D E CODULO	€ 38,80
					
142875	378 100X100 PILET. PAVIM. PEHD SCAR.DR. D.40	€ 41,63	337875	486 SIFONE LAVABO BRIGITTE 1"1/4 BCO OPACO	€ 162,80
					
			336444	486 SIFONE LAVABO BRIGITTE 1"1/4 NERO OPACO	€ 162,80
					



Codice	Descrizione	€	Codice	Descrizione	€
					
067891	490 SIFONE X LAVABO MOD. SOFIA 1"1/4	€ 142,90	000322	540 1" SIFONE A "S" S/PIL.	€ 47,39
			000323	540 1 1/4 SIFONE A "S" S/PIL.	€ 65,36
151967	496 PILETTA PER LAVABO/BIDET 1"1/4	€ 93,26			
237559	498T TAPPO PER PILETTA 496	€ 38,73	000324	541 1" CROM. SIFONE CONCORD BIDET S/P 25 CM	€ 24,31
					
341568	498 PILETTA PER LAVABO/BIDET 1"1/4 OTT.CROMO	€ 89,93	047022	549 1"1/4 CROM. SIF. LAVABO S/PIL. MOD. "2000"	€ 28,16
340287	498B PILETTA PER LAVABO/BIDET 1"1/4 OTT.BCO	€ 107,90			
340288	498N PILETTA PER LAVABO/BIDET 1"1/4 OTT.NERO	€ 107,90	000310	550 1" CROMO SIF. LAVAB. COLONNA S/P	€ 47,39
			000311	550 1 1/4 CROMO SIF. LAVAB. COLONNA S/P	€ 65,36
000302	501 1" SIFONE ECCENTR. S/PIL. LAVABO	€ 54,05			
			000305	510 1"1/4 SIFONE BOTTIGLIA	€ 82,00
000306	515 1" SIFONE BOTTIGLIA S/PILETT	€ 47,39			
000307	515 1"1/4 SIFONE BOTTIGLIA S/PILETT	€ 65,36	026383	529 1" SIFONE BOTTIGLIA CONCORD S/PIL. 25CM	€ 25,66
			026384	529 1"1/4 SIFONE BOTTIGLIA CONCORD S/PIL. 25CM	€ 27,45
026383	529 1" SIFONE BOTTIGLIA CONCORD S/PIL. 25CM	€ 25,66	072102	529 1"1/2 SIFONE BOTTIGLIA CONCORD S/PIL. 25CM	€ 60,53
026384	529 1"1/4 SIFONE BOTTIGLIA CONCORD S/PIL. 25CM	€ 27,45			
072102	529 1"1/2 SIFONE BOTTIGLIA CONCORD S/PIL. 25CM	€ 60,53	047021	539 1"1/4 CROM. SIF. BIDET S/PIL. MOD. "2000"	€ 28,16
					
047021	539 1"1/4 CROM. SIF. BIDET S/PIL. MOD. "2000"	€ 28,16	000314	565 1" PILETTA LAVABO C/TROPPOPIENO	€ 17,97
			000315	565 1"1/4 PILETTA LAVABO C/TROPPOPIENO	€ 23,19
000314	565 1" PILETTA LAVABO C/TROPPOPIENO	€ 17,97			
000315	565 1"1/4 PILETTA LAVABO C/TROPPOPIENO	€ 23,19			



Codice	Descrizione	€	Codice	Descrizione	€
					
099320	566 PILET.C/TAPPO PRESS.1"1/4 C/TROP. H.75 MM	€ 43,58	000346	636 1/2 PONTE DOCCIA PESANTE	€ 25,63
099321	567 PILET.C/TAPPO PRESS.1"1/4 S/TROP. H.75 MM	€ 43,58			
			000353	650P 100X100 PILETT.QUADRO SC/DIRIT.	€ 57,84
099322	568 PILETTA ART.GOLF SCARICO LIB.1"1/4 H.75	€ 45,80			
099323	568 PILETTA ART.GOLF SCARICO LIB.1"1/4 H.100	€ 45,80	000354	652P 100 PILETTONE TONDO SC/DIRIT.	€ 53,20
					
000317	570 1" PILETTA LAVABO S/TROPPOPIENO	€ 17,97	000355	653P 100 PILETTONE TONDO SC/CURVO	€ 63,80
000318	570 1"1/4 PILETTA LAVABO S/TROPPOPIENO	€ 23,19			
			000356	654P 100X100 PILETT.QUADRO SC/CURVO	€ 79,43
086092	575 1"1/4 PILETTA LAVABO SCAR.LIBERO C/TP	€ 39,07	000357	654P 150X150 PILETT.QUADRO SC/CURVO	€ 138,00
					
142877	580S 1"1/4X32 RACCORDO 90° CR CON 2 GHIERE	€ 23,19	062632	750 1"1/4 PILETTA VASCA C/SIFONE A "S"	€ 75,04
					
093078	605 1"1/4 PILETTA X DOCCIA S/DADO S/CODULO	€ 13,02	000329	760 1"1/2 PILETTA VASCA S/SIFONE	€ 44,30
033103	605 1"1/4 PILETTA P.DOCC.S/DADO-COD.D.80	€ 13,02			
062631	605 1"1/2 PILETTA P.DOCC.C/DADO-COD.D.80	€ 28,15	000290	821 1" PROLUNGA X SIFONE LAVATRICE	€ 20,33
			000291	821 1 1/4 PROLUNGA X SIFONE LAVATRICE	€ 23,19
160689	623 PILETTA SIFOIDE P.DOCCIA S/CODOLO 70X70	€ 58,23			
000338	623 80 CROM.PILETTA SIFOIDE P.DOCC S/CODOLO	€ 58,23	028252	824 1"1/2X1"1/4 RIDUZIONE OTTONE	€ 11,84
			028253	824 1"1/4X1" RIDUZIONE OTTONE	€ 11,59
000343	630 1" PILETTA SIFOIDE X P.DOCC S/DADO E C	€ 26,39			